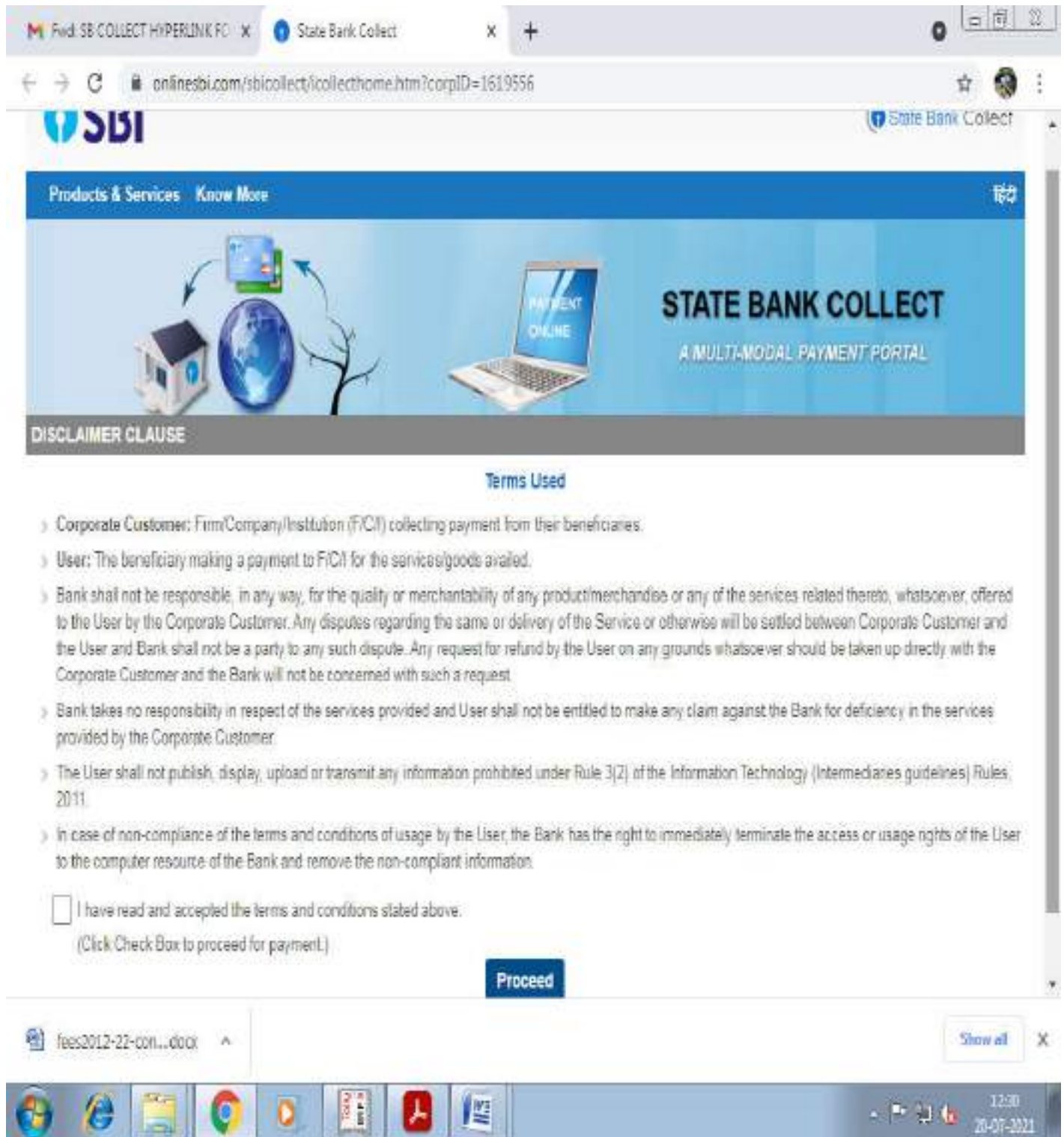


## Mode of Fee Payment.

As Fee for 2021-22 of your cadet will be placed in online (SB Collect), Pay online by login into school web site <https://sainikschoolpurulia.com/>> Fee payment also

**Step 1. : Click on the link given in school website**



Find: SB-COLLECT HYPERLINK FO... x State Bank Collect x +

onlinesbi.com/sbicollect/collecthome.htm?corpID=1619556

SBI State Bank Collect

Products & Services Know More

STATE BANK COLLECT  
A MULTI-MODAL PAYMENT PORTAL

DISCLAIMER CLAUSE

[Terms Used](#)

- Corporate Customer: Firm/Company/Institution (FICI) collecting payment from their beneficiaries.
- User: The beneficiary making a payment to FICI for the services/goods availed.
- Bank shall not be responsible, in any way, for the quality or merchantability of any product/merchandise or any of the services related thereto, whatsoever, offered to the User by the Corporate Customer. Any disputes regarding the same or delivery of the Service or otherwise will be settled between Corporate Customer and the User and Bank shall not be a party to any such dispute. Any request for refund by the User on any grounds whatsoever should be taken up directly with the Corporate Customer and the Bank will not be concerned with such a request.
- Bank takes no responsibility in respect of the services provided and User shall not be entitled to make any claim against the Bank for deficiency in the services provided by the Corporate Customer.
- The User shall not publish, display, upload or transmit any information prohibited under Rule 3(Z) of the Information Technology (Intermediaries guidelines) Rules, 2011.
- In case of non-compliance of the terms and conditions of usage by the User, the Bank has the right to immediately terminate the access or usage rights of the User to the computer resource of the Bank and remove the non-compliant information.

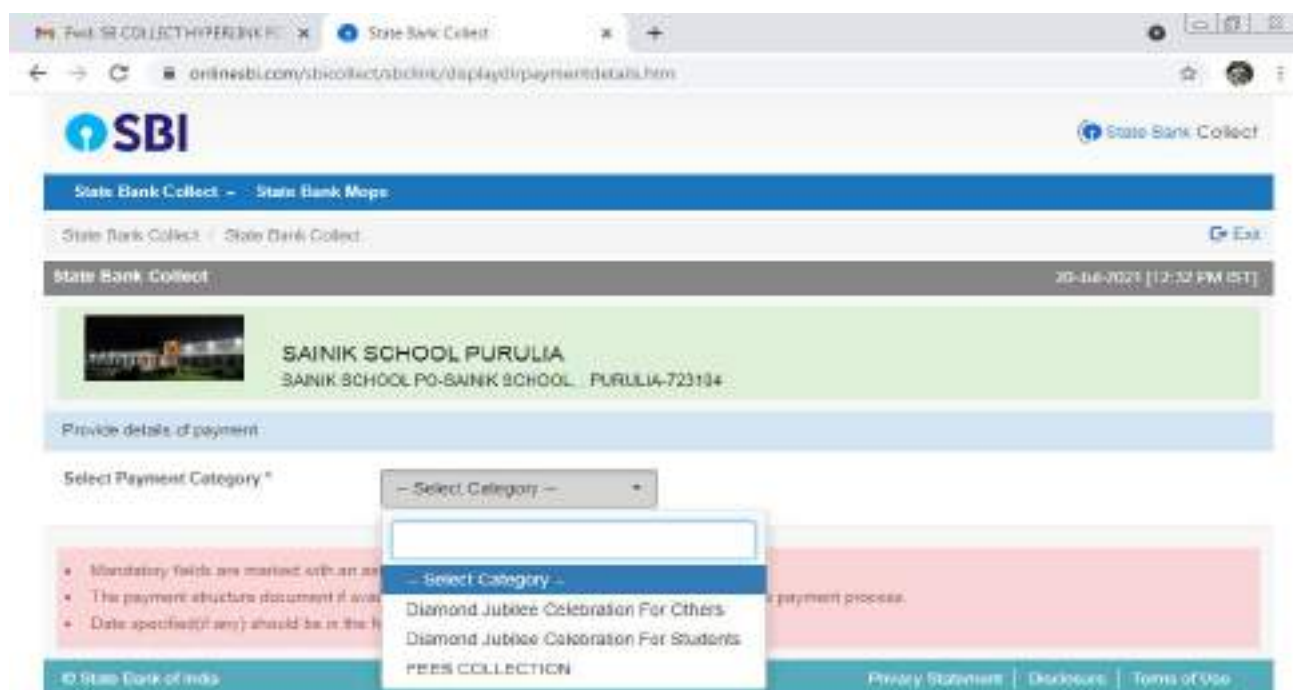
☐ I have read and accepted the terms and conditions stated above.  
(Click Check Box to proceed for payment.)

[Proceed](#)

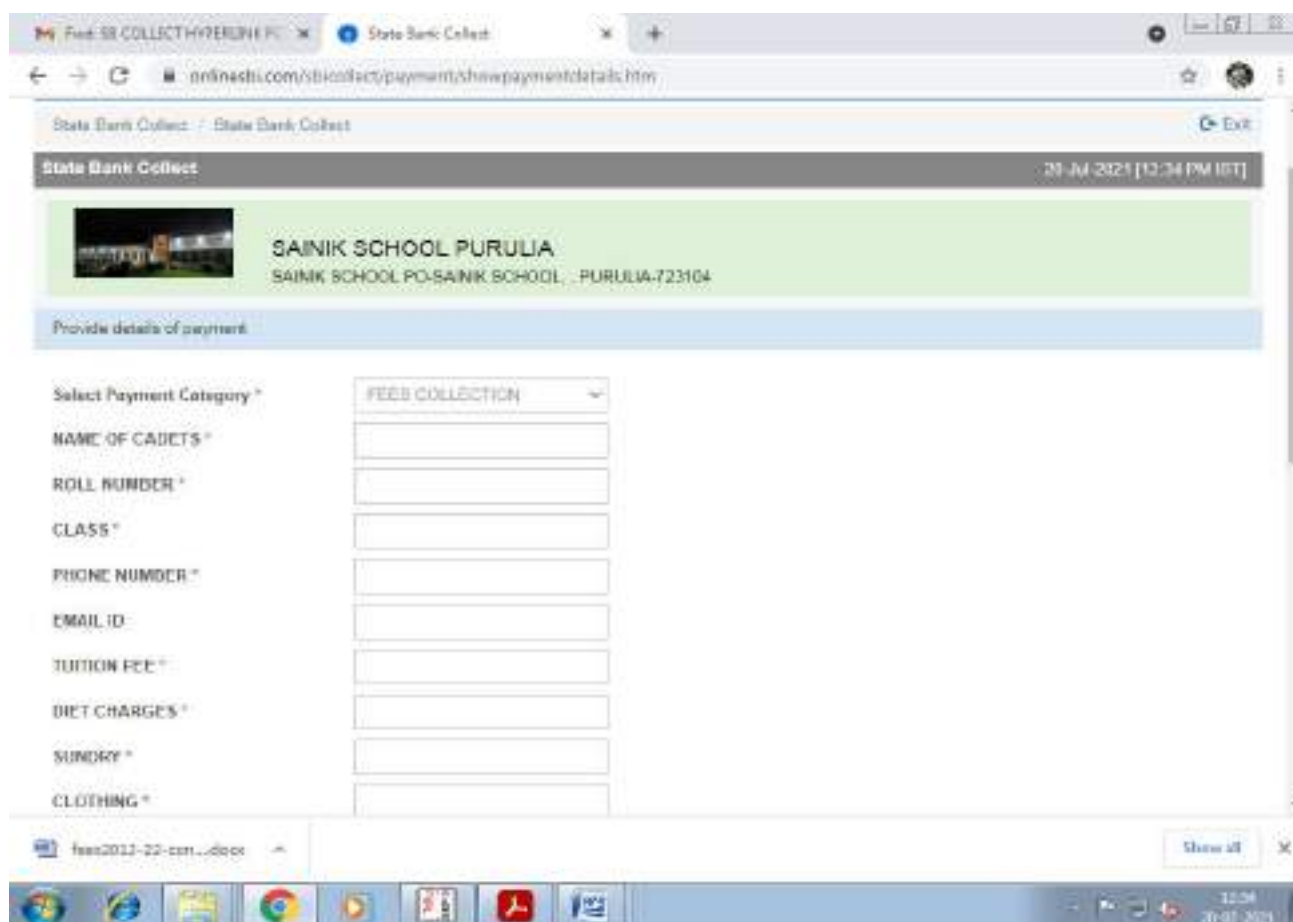
fees2012-22-con...docx Show all X

12:30  
20-07-2021

**Step 2 :Select Check Box and Click on Proceed .**



**Step 3: Select – Fees Collection under Payment Category.**



The screenshot shows a web browser window with the URL `onlinesbi.com/sbicollect/payment/showpaymentdetails.htm`. The page is titled "State Bank Collect". It contains a form with the following fields:

- NET AMOUNT \***: A text input field.
- Remarks**: A large text area.
- Please enter your Name, Date of Birth (For Personal Banking) / Incorporation (For Corporate Banking) & Mobile Number. This is required to reprint your e-receipt / remittance(PAP) form, if the need arises.**: A grey instruction box.
- Name \***: A text input field.
- Date Of Birth / Incorporation \***: A text input field with a calendar icon.
- Mobile Number \***: A text input field.
- Email Id**: A text input field.
- Enter the text as shown in the image \***: A text input field with a CAPTCHA image showing "7B20F".

Below the form are three buttons: **Submit**, **Reset**, and **Back**. A red box contains the following instructions:

- Mandatory fields are marked with an asterisk (\*)
- The payment structure document if available will contain detailed instructions about the online payment process.
- Date specified (if any) should be in the format of 'ddmm/yyyy'. Eg. 02082008

The Windows taskbar at the bottom shows the date and time as 12:41, 20-07-2021.

### Step 3 : Fill up the form and submit fees

No Fee payments will be accepted by Cheques OR Cash 'REPEAT' will not be accepted.